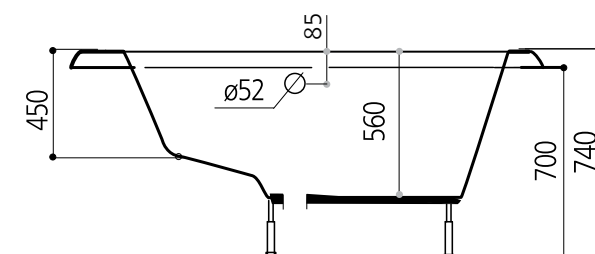
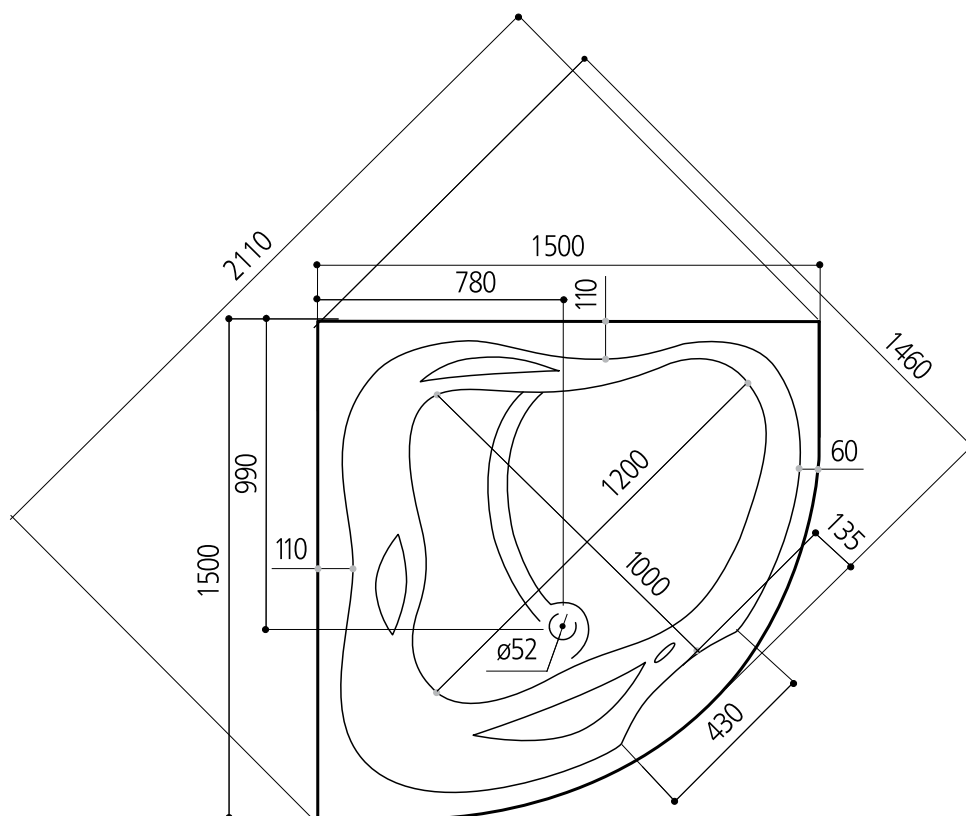


BADEWANNE • BATHTUBES • ВАННЫ • BAIGNOIRE






MASSE • MEASUREMENTS • ИЗМЕРЕНИЕ • MESURES

SpaVida

LOVE 150/150/45



LOVE 150/150/45 - 350L

-  • ANSCHLUSSBEREICH/ABLAUF - OUTFLOW
-  • ANSCHLUSSBEREICH / WANDARMATUR - CONNECTION AREA FOR WALL FAUCET
-  • WASSERANSCHLUSS BEREICH FÜR ARMATUR U. DESINFEKTION - WATER CONNECTION AREA FOR THE BATH-FAUCET AND DISINFECTION
-  • BADEWANNE ARMATUR - BATHTUB FAUCET
-  • ELEKTRIZITÄT; STROM 230V, 50HZ, 16A, 3x2,5mm², Lg. 150cm, POTENTIALAUSGLEICHLEITUNG 1x4mm², Lg. 150cm

